


(1)(a) STATEMENT SHOWING SHAREHOLDING PATTERN IN CLAUSE-35

(1)(a) STATEMENT SHOWING SHAREHOLDING PATTERN IN CLAUSE-35			
NAME OF THE COMPANY:FRONTIER INFORMATICS LTD			
Class of Security:	Equity		
QUARTER ENDED:	31.03.2015		
Partly paid-up shares	No. of partly paid-up shares	As a % of total no. of partly paid-up shares	As a % of total no. of shares of the Company.
Held by promoter/promoter group	0	0	0
Held by Public	0	0	0
Total:	0	0	0
Outstanding convertible securities:	No. of outstanding securities	As a % of total no. of outstanding convertible securities.	As a % of total no. of shares of the Company assuming full conversion of the
Held by promoter/promoter group	0	0	0
Held by Public	0	0	0
Total:	0	0	0
Warrants:	No. of warrants	As a % of total no. of warrants	As a % of total no. of shares of the Company, assuming full conversion of warrants
Held by promoter/promoter group	0	0	0
Held by Public	0	0	0
Total:	0	0	0
Total paid-up capital of the Company, assuming full conversion of warrants and convertible securities	13,310,400	0	100.00

V.K. Purnesh

Statement Showing Shareholding Pattern								
Name of the Company :		FRONTIER INFORMATICS LTD						
Scrip Code :		531225	Quarter Ended :			31.03.2015		
Category code	Category of Shareholder	Number of Shareholders	Total number of shares	Number of shares held in dematerialized form	Total shareholding as a percentage of total number		Shares Pledged or otherwise encumbered	
					As a percentage of(A+B) ¹	As a percentage of (A+B+C)	Number of shares	As a percentage
(A) Shareholding of Promoter and Promoter Group²								
1 Indian								
(a)	Individuals/ Hindu Undivided Family	8	344,450	318,650	2.59	2.59	62,500	18.14
(b)	Central Government/ State Government(s)	NIL	NIL	NIL	NA	NA		
(c)	Bodies Corporate	NIL	NIL	NIL	NA	NA		
(d)	Financial Institutions/ Banks	NIL	NIL	NIL	NA	NA		
(e)	Any Others(Specify)	NIL	NIL	NIL	NA	NA		
Sub Total(A)(1)		8	344,450	318,650	2.59	2.59	62,500	18.14
2 Foreign								
a	Individuals (Non-Residents Individuals/ Foreign Individuals)	7	278,342	227,140	2.09	2.09		
b	Bodies Corporate	NIL	NIL	NIL	NA	NA		
c	Institutions	NIL	NIL	NIL	NA	NA		
d	Any Others(Specify)	NIL	NIL	NIL	NA	NA		
Sub Total(A)(2)		7	278,342	227,140	2.09	2.09	-	0.00
Total Shareholding of Promoter and Promoter Group (A)= (A)(1)+(A)(2)		15	622,792	545,790	4.68	4.68	62,500	10.04
(B) Public shareholding								
1 Institutions								
(a)	Mutual Funds/ UTI	6	11,800	-	0.09	0.09		
(b)	Financial Institutions / Banks	1	1,200	-	0.01	0.01		
(c)	Central Government/ State Government(s)	NIL	NIL	NIL	NA	NA		
(d)	Venture Capital Funds	NIL	NIL	NIL	NA	NA		
(e)	Insurance Companies	NIL	NIL	NIL	NA	NA		
(f)	Foreign Institutional Investors	4	5,600	-	0.04	0.04		
(g)	Foreign Venture Capital Investors	NIL	NIL	NIL	NA	NA		
(h)	Any Other (specify)	NIL	NIL	NIL	NA	NA		
Sub-Total (B)(1)		11	18,600	-	0.14	0.14		
B 2 Non-institutions								
(a)	Bodies Corporate	205	967,910	934,010	7.27	7.27		
(b)	Individuals							

V.K. Purnehar




I	Individuals -i. Individual shareholders holding nominal share capital up to Rs 1 lakh	10,927	6,465,355	5,669,811	48.57	48.57		
II	ii. Individual shareholders holding nominal share capital in excess of Rs. 1 lakh.	160	4,698,909	4,483,255	35.30	35.30		
(c)	NRI/OCB's	136	312,385	116,584	2.35	2.35		
(c-i)	Clearing Members	0	-	-	-	0.00		
(c-ii)	Any other (specify) HUFs	149	224,449	224,449	1.69	1.69		
	Sub-Total (B)(2)	11577	12,669,008	11,428,109	95.18	95.18		
(B)	Total Public Shareholding (B)= (B)(1)+(B)(2)	11588	12,687,608	11,428,109	95.32	95.32		
	TOTAL (A)+(B)	11603	13,310,400	11,973,899	100.00	100.00	62,500	0.47
(C)	Shares held by Custodians and against which Depository Receipts have been issued by the Promoter Group	0	-	-	0.00	0.00		
	Public	0	-	-	0.00	0.00		
	GRAND TOTAL (A)+(B)+(C)	11603	13,310,400	11,973,899	100.00	100.00	62,500	0.47

Note:

- 1 Total foreign holding of equity shares 596,327 constuting 4.48%
includes FII share holding of 5,600
NRI Promoters 278,342
NRIs (other than promoters) 312,385
- 2 The shares covered under promoters List includes shares pledged/transferred.

V.K. Purnachand



(I)(b) Statement showing Shareholding of persons belonging to the category
"Promoter and Promoter Group" 31.03.2015

Sr. No	Name of the shareholder	Total shares held		Shares pledged or otherwise encumbered		
		Number of shares	As a % of grand total (A)+(B)+(C)	Number	As a percentage	As a % of grand total (A)+(B)+(C) of sub-clause (I)(a)
1	V K Premchand & V.Sampoorna	321,450	2.42	62,500	19.44	0.47
2	A.Agam Rao	400	0.00	-	-	-
3	Yogesh Sood	6,521	0.05	-	-	-
4	Sudharshan Grover	14,729	0.11	-	-	-
5	V.Radha Bhai	1,100	0.01	-	-	-
6	V.Kondal Rao	100	0.00	-	-	-
7	G.Ananda Bai	100	0.00	-	-	-
8	V.Upendra Rao	50	0.00	-	-	-
1	Rajan Munjal	174,740	1.31	-	-	-
2	Muralidhar Agusala	49,392	0.37	-	-	-
3	Sathaym V. Chary	30,300	0.23	-	-	-
4	Sudhakar Reddy Chandrupatla	600	0.00	-	-	-
5	Yogesh Sood	204	0.00	-	-	-
6	Sudharshan Grover	506	0.00	-	-	-
7	Sreejyanthi Yalamanchili	22,600	0.17	-	-	-
Grand Total		622,792	4.68	62,500	10.04	0.47

V.K. Premchand



Statement showing Share holding of persons belonging to the category "public and holding more than 1% of the total number of shares		31.03.2015	
Sr.No	Name of the shareholder	Number of shares	Shares as a percentage of total number of shares (i.e., Grand Total (A)+(B)+© indicate in Statement at para (l)(a) above)
1	SRI RAMAKRISHNA LAKAMSANI	405,000	3.04
2	VEERA VARA PRASAD VASIREDDY	349,267	2.62
3	V.K.PREMCHAND & V.SAMPOORNA	321,450	2.42
4	IVY SECURITIES PVT LIMITED	238,373	1.79
5	RAJAN MUNJAL	174,640	1.31
6	JATIN ANANDJI SHAH	162,380	1.22
	CHANDAN JATIN SHAH		0.00
7	ROHIT BAJAJ	147,055	1.10
8	G SIVARAMA RAJU	143,499	1.08
9			
	GRAND TOTAL	1,941,664	14.59

V.K. Premchand




31.03.2015

Shareholding of securities (including shares, warrants, convertible securities) of persons (together with PAC) belonging to the category "Public" and holding more than 5% of the total number of shares of the company

Sl.No	Name(s) of the shareholder(s) and the Persons Acting in Concert (PAC) with them	Number of shares	Shares as % of Total No. of Shares	Details of Warrants		Details of convertible securities		Total shares (including underlying shares assuming full conversion of warrants and convertible securities) as % of diluted share capital
				Number of Warrants	As a % total number of warrants of the same class	Number of convertible securities held	% w.r.t total number of convertible securities of the same class	
1	Nil	0	0	0	0	0	0	0
	Total	0	0	-	-	-	-	-

V.K. Punekar



I (d) Statement showing details of locked - in- shares

31.03.2015

Sr.No	Name of the shareholder	Number of locked - in- shares	Locked - in-shares as percentage of total number of shares(i.e., Grand Total (A)+(B)+© INDICATED IN Statement at para I (a) above)
1	N.A	N.A	N.A
TOTAL			

(II) b Statement showing Holding of Depository 31.03.2015

Sr.No	Name of the DR Holder	Type of outstanding DR (ADRs,GDRs, SDRs, etc)	Number of shares underlying outstanding DRs	Shares underlying outstanding DRs as percentage of total number of shares (i.e. Grand Total (A)+(B)+© indicated in statement at para (I)(a) above)
1	N.A	N.A	N.A	N.A
Total				

V-K. Purnima

